

# Field good wheat



## KWS VIBE

Group 1 Winter Wheat  
(Bernstein x KWS Zyatt)



- New high quality breadmaking wheat
- Very high untreated yields thanks to all-round excellent disease resistance, including 6.5 for *Septoria*
- Short and stiff strawed

**Get with the Vibe!** KWS Vibe is an exciting, high quality breadmaking wheat that has one of the best combinations of yield, disease resistance and grain quality, offering real change and excellent gross margin potential for professional milling wheat growers in all regions of the UK.

KWS Vibe is a recommended Group 1 variety and has achieved Group 1 ratings over contrasting seasons thanks to its higher proteins and gluten quality than current Group 1 controls. Couple this with higher HFN (294) and specific weights (78.6kg/hl) than KWS Zyatt and you have an exciting wheat for the future.

In the North, KWS Vibe's slow development but ability to tiller, along with a score of 6 for eyespot resistance, makes it the ideal wheat to start drilling early, a key requirement

for growers further north. In addition, the variety delivers some of the highest yields compared to current Group 1 wheats on the current RL in this region, giving growers access to premium market opportunities where available.

In the AHDB East and West, KWS Vibe is all about yield, market potential, disease resistance and field performance. It's a short stiff plant type – with 0% lodging in the challenging year of 2023 and now scores 1% with and without PGR. It has an impressive set of disease resistance scores including [7] for mildew, 8 for yellow rust and 6.5 for *Septoria*. All this and yields ahead of Skyfall and Crusoe, making KWS Vibe one of the most profitable wheats you could grow this season.

**So for drilling 2026, why not get with the Vibe!**



RECOMMENDED

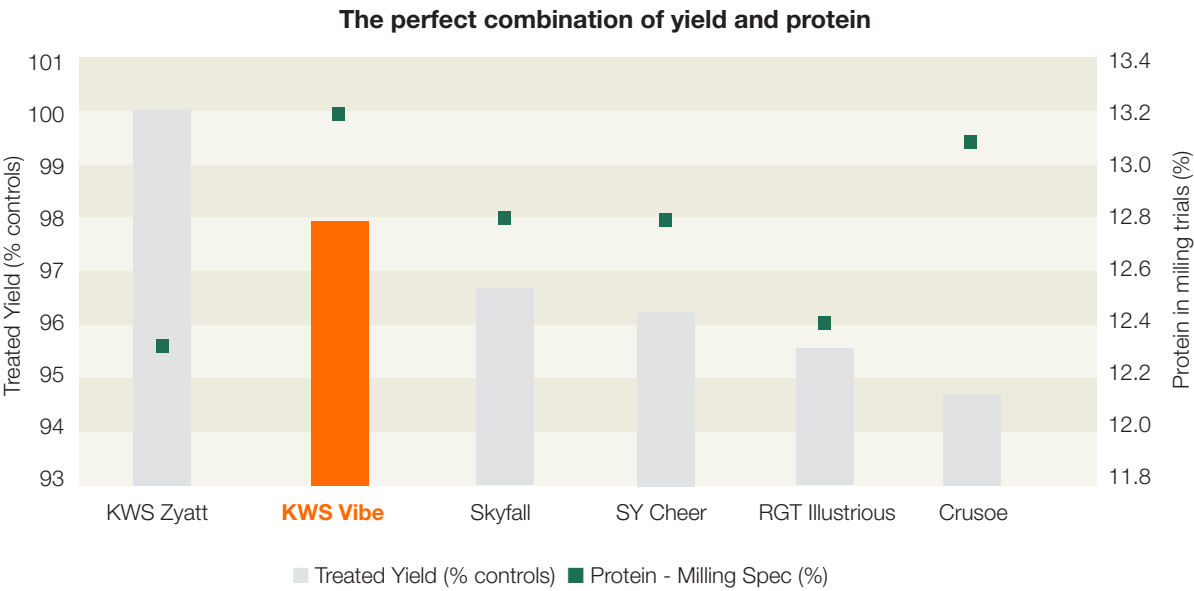


[www.kws-uk.com](http://www.kws-uk.com)

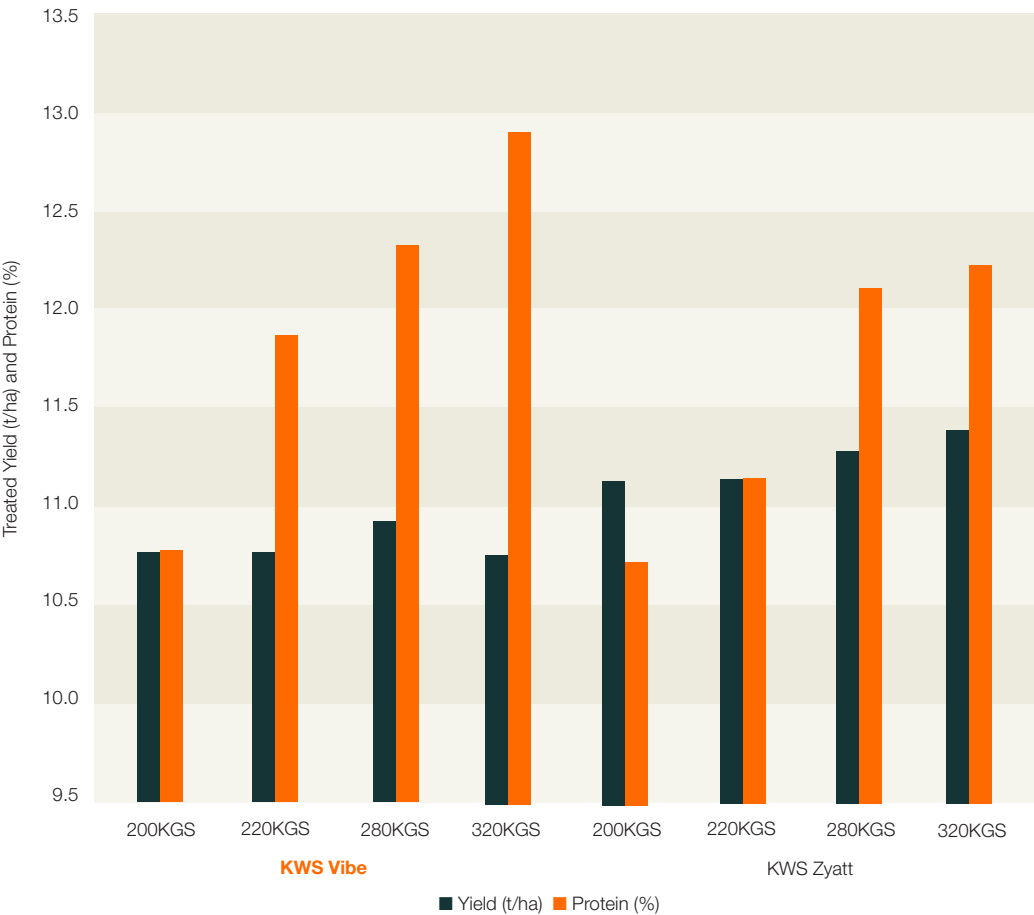
Data Source: **AHDB Recommended List for Winter Wheat 2026/27** unless otherwise stated.

# What makes KWS VIBE the wheat variety for you?

KWS Vibe is the potential new protein banker for breadmaking growers.



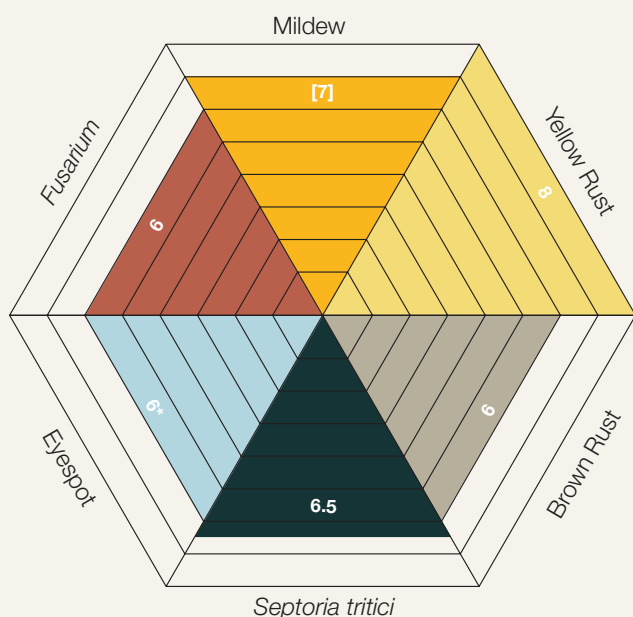
## KWS VIBE yield performance



Yield	% treated controls
UK	97
East	96
West	98
North	99
Untreated	88
2022	97
2023	97
2024	100
2025	97

Data Source: KWS trial carried out by NIAB

# Disease resistance and agronomy of KWS VIBE



\*Believed to carry the Pch1  
Rendezvous resistant gene for eyespot

Development (time to GS32)  
slow

Tillering capacity (low/mod/high)  
moderate-high

Growth habit overwinter  
erect

Ripening (days+/- Skyfall)  
+1

Height without PGR (cm)  
89

Resistance to lodging  
(-PGR)  
8

Resistance to lodging  
(+PGR)  
8



## KWS VIBE end markets

KWS Vibe consistently shows higher protein than the Skyfall control. The gluten quality and loaf volumes are good with a good overall baking performance.



KWS Vibe	
Grain Quality	
Protein content (% milling spec)	13.4
Hagberg Falling Number	294
Specific Weight (kg/hl)	78.6

# KWS VIBE - Sowing for Peak Performance

**80% of your crop's potential is locked in by the seed you buy and sow.** While you can fine tune this with the correct nitrogen levels, using fungicides wisely to protect it from disease and paying attention to basic management principles, many attributes of your crop can't be changed. Therefore, it pays for you and your agronomist to make proactive choices before ordering a variety.

**To get peak performance from KWS Vibe we recommend drilling in the following time window:**



At KWS, we believe to get the best performance on your farm it is critical that when you choose your variety, you are using a wealth of data to tailor your choice for both your farm and individual field situation.

To learn more about Sowing for Peak Performance, scan the QR code or visit

[bit.ly/3bRqCig](https://bit.ly/3bRqCig)



## Seed Rates

	1st - 3rd week Sep	End Sep - Early Oct	Mid - Late Oct	Late Oct - Early Nov	Early Nov - Early Dec
Conditions					
Good Seed Bed	200 - 250	250 - 325	350 - 400	350 - 400	425 - 500
Bad Seed Bed	250 - 275	350 - 375	400 - 425	400 - 425	500+
Soil Type					
Light	250 - 275	275 - 350	350 - 375	350 - 375	425 - 475
Heavy	250 - 275	300 - 350	400 - 425	400 - 425	500+

## Start sowing from:

Based on your location, we recommend sowing this wheat from a different date. The map to the right is divided into 5 regions, within each one is the recommended start date you could drill KWS Vibe from.

