

# HIGH YIELDS ARE IN SIGHT.



## KWS SCOPE

Group 4 Winter Wheat  
(Informer x KWS Kinetic)



- High yielding, Hard Group 4 feed wheat
- New genetics for UK growers
- Ideal wheat for growers who like short and stiff types like Graham

KWS Scope brings new genetics to UK growers; the cross has German-bred wheat Informer as one of its parents. Informer was a very successful European wheat which was tall but clean and had bread-making potential. KWS Scope is a shorter, earlier Graham type wheat that is in trial in the UK and across Germany and Scandinavia.

In terms of yield potential, KWS Scope has delivered excellent yields, especially in 2023 & 2024 when it was one of the highest yielding wheat lines in NL2 trials (107% controls) in 2023 & 111% in 2024.

Last year, it entered the Recommended List as the highest yielding winter wheat. It performs particularly well in the AHDB West region (107%).

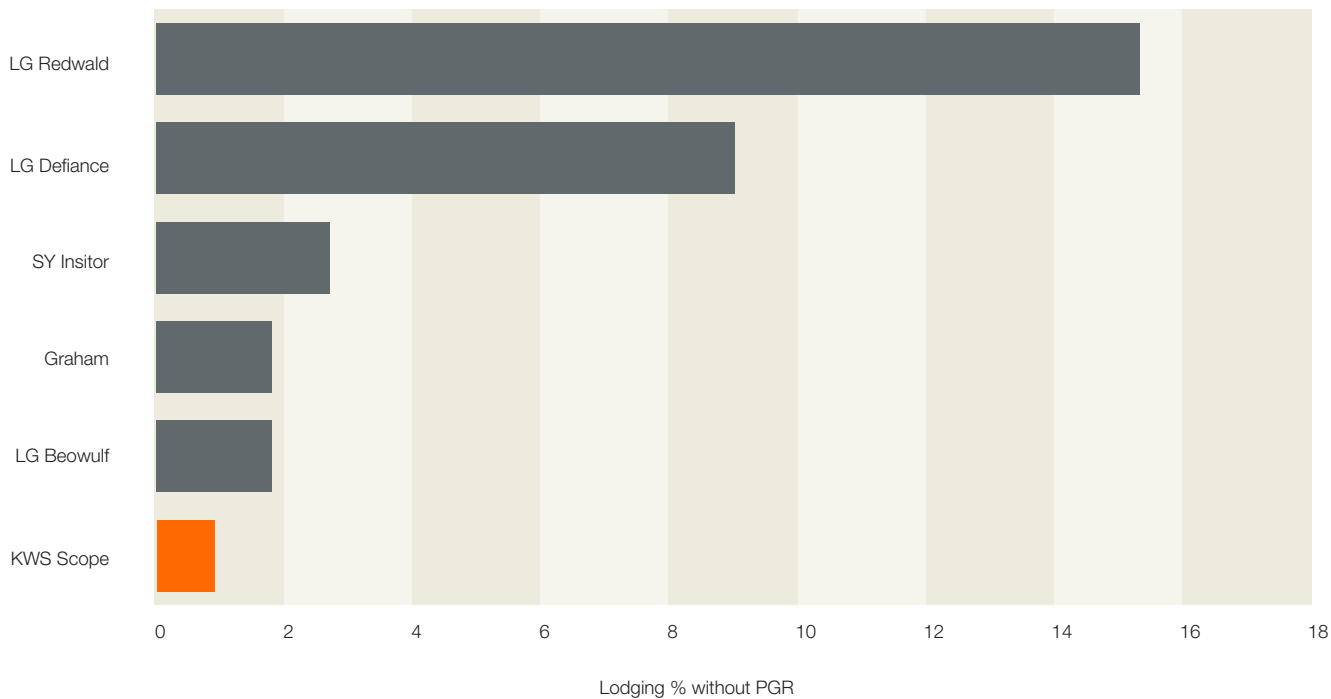
A medium-high tillering variety, KWS Scope is a short (90cm without PGR) and stiff variety which has the same maturity to its predecessor. It has a 6.6 rating for *Septoria* and comes with the benefits of OWBM resistance.



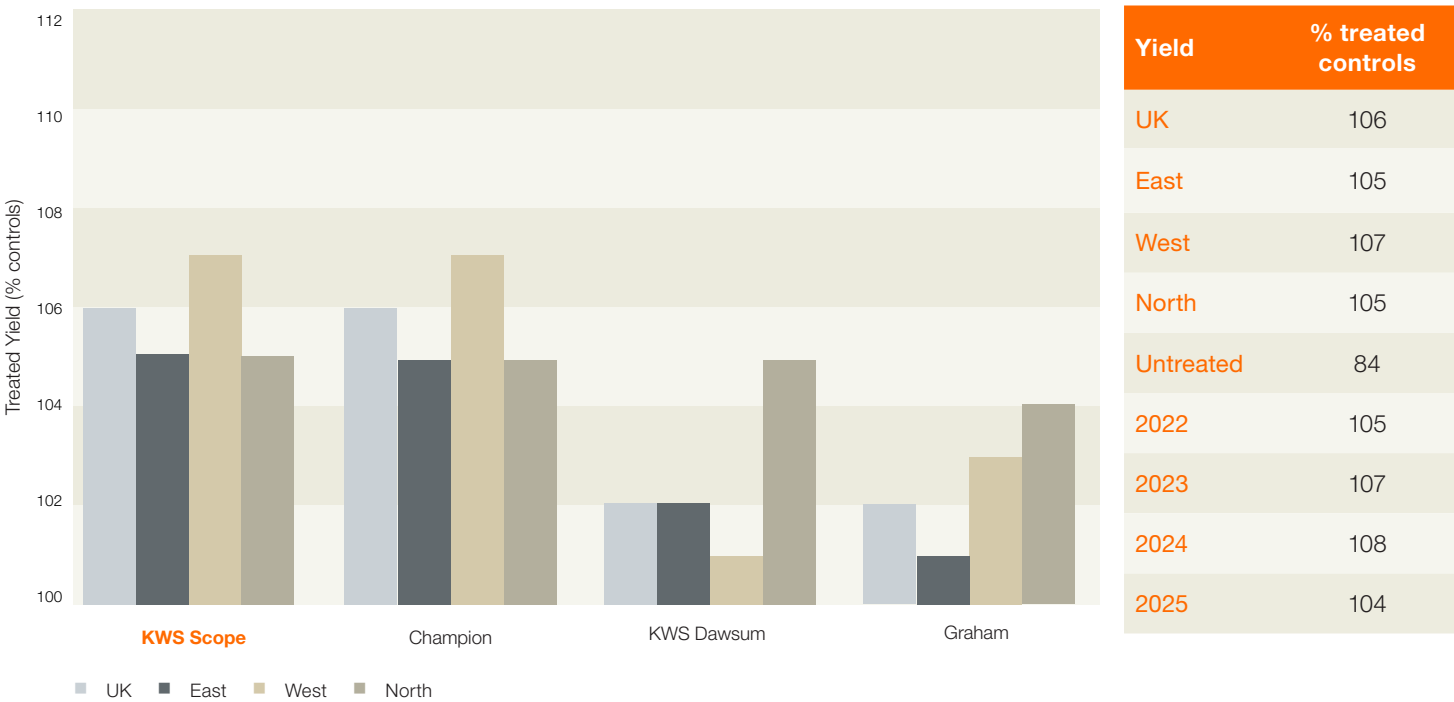
RECOMMENDED

# What makes KWS SCOPE the wheat variety for you?

KWS has all the characteristics growers need for a safe and secure harvest.

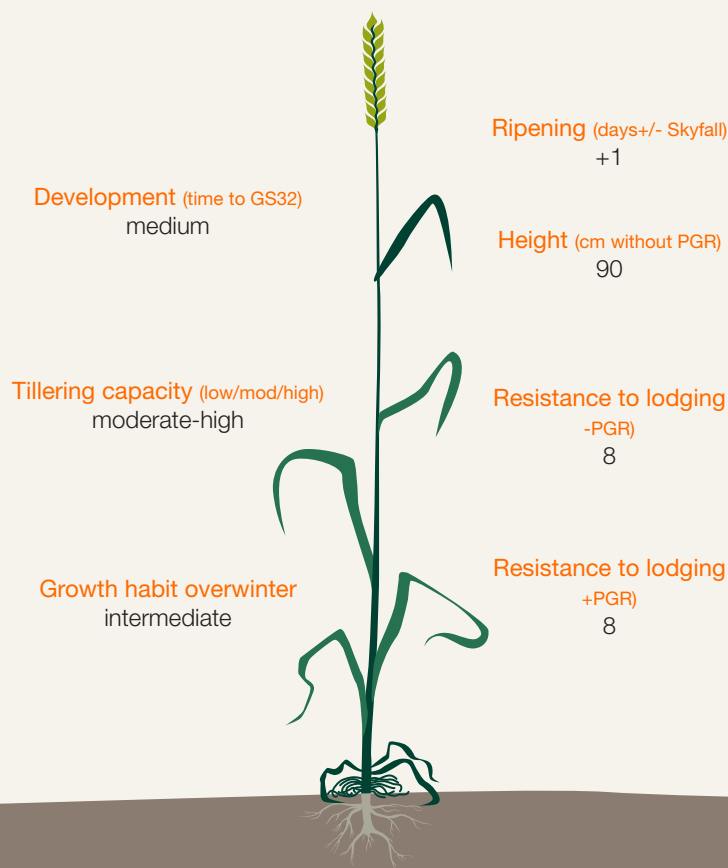
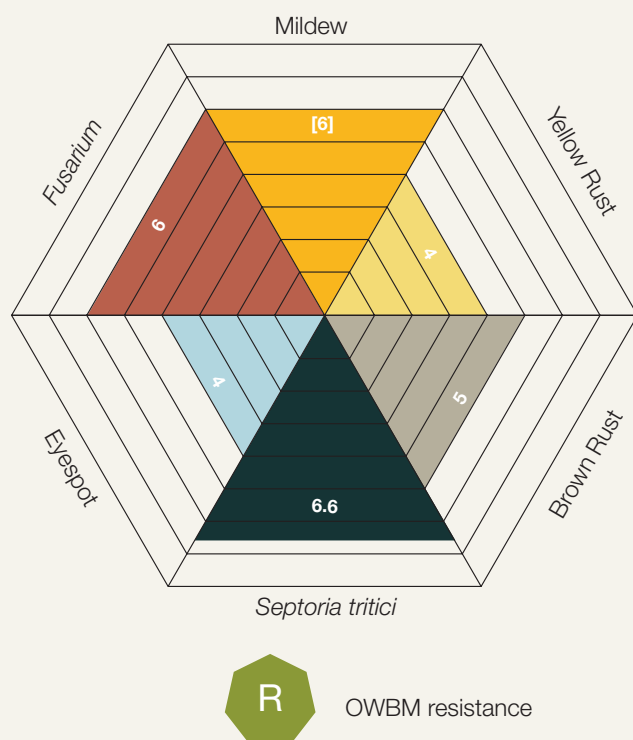


## KWS SCOPE yield performance



Yield	% treated controls
UK	106
East	105
West	107
North	105
Untreated	84
2022	105
2023	107
2024	108
2025	104

# Disease resistance and agronomy of KWS SCOPE



## KWS SCOPE end markets

KWS Scope is a classic hard feed barn filler and exceeds the intake requirements of the animal feed sector.

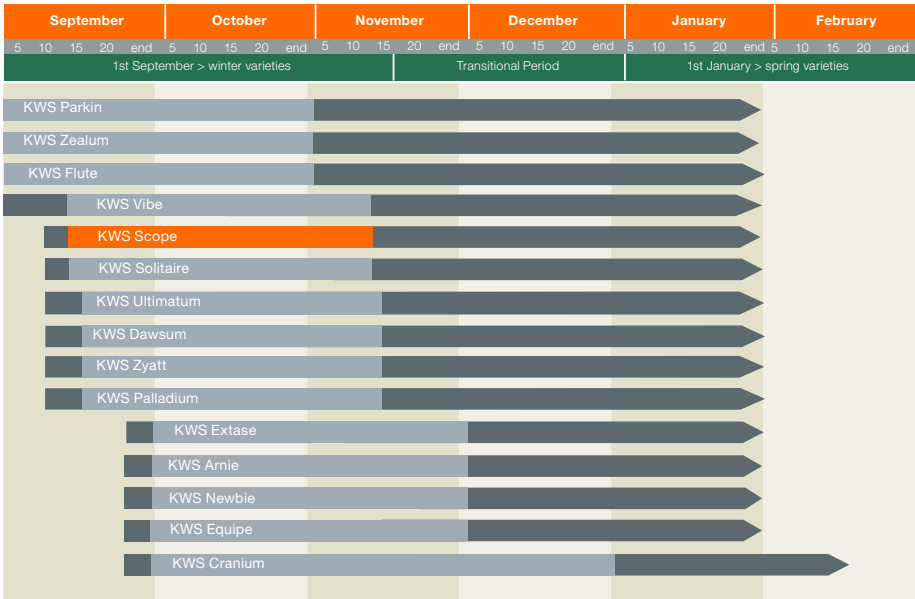


KWS Scope	
Grain Quality	
Protein content (%) - Milling spec	11.8
Hagberg Falling Number	251
Specific Weight (kg/hl)	78.6

# KWS SCOPE - Sowing for Peak Performance

**80% of your crop’s potential is locked in by the seed you buy and sow.** While you can fine tune this with the correct nitrogen levels, using fungicides wisely to protect it from disease and paying attention to basic management principles, many attributes of your crop can’t be changed. Therefore, it pays for you and your agronomist to make proactive choices before ordering a variety.

To get peak performance from KWS Scope we recommend drilling in the following time window:



At KWS, we believe to get the best performance on your farm it is critical that when you choose your variety, you are using a wealth of data to tailor your choice for both your farm and individual field situation.

To learn more about Sowing for Peak Performance, scan the QR code or visit

[bit.ly/3bRqCig](https://bit.ly/3bRqCig)

## Seed Rates

	1st - 3rd week Sep	End Sep - Early Oct	Mid - Late Oct	Late Oct - Early Nov	Early Nov - Early Dec
Conditions					
Good Seed Bed	200 - 250	250 - 325	350 - 400	350 - 400	425 - 500
Bad Seed Bed	250 - 275	350 - 375	400 - 425	400 - 425	500+
Soil Type					
Light	250 - 275	275 - 350	350 - 375	350 - 375	425 - 475
Heavy	250 - 275	300 - 350	400 - 425	400 - 425	500+

## Start sowing from:

Based on your location, we recommend sowing this wheat from a different date. The map to the right is divided into 4 regions, within each one is the recommended start date you could drill KWS Scope from.

