

# Hot on the heels of Extase!



## KWS EQUIPE

Group 2 Winter Wheat  
(KWS Extase x Chevignon)



- A KWS Extase plant type with untreated yields just as good
- Fantastic individual disease scores
- UKFM Group 2 with export opportunities

Hot on the heels of KWS Extase, from our French breeding programme comes, KWS Equipe – with all the great attributes growers love about Extase with better grain, high yields, and great untreated yield.

KWS Equipe is the off spring of KWS Extase crossed with French market leading variety, Chevignon. It is a high yielding wheat that performs especially well in the west thanks to its excellent disease package including a 6.7 for *Septoria*.

With untreated yields at 90% treated controls, KWS Equipe is a very resilient wheat.

We would recommend that, like KWS Extase, growers do not drill KWS Equipe until the 1st week in October to maximise yield potential. At 96cm tall, the variety is a few cm taller than KWS Extase and would benefit from a good PGR programme.

So if you like how KWS Extase performed on your farm and are looking for a consistent performer no matter a dry or more challenging season, then take a closer look at KWS Equipe – like KWS Extase but with better disease resistance and grain quality.



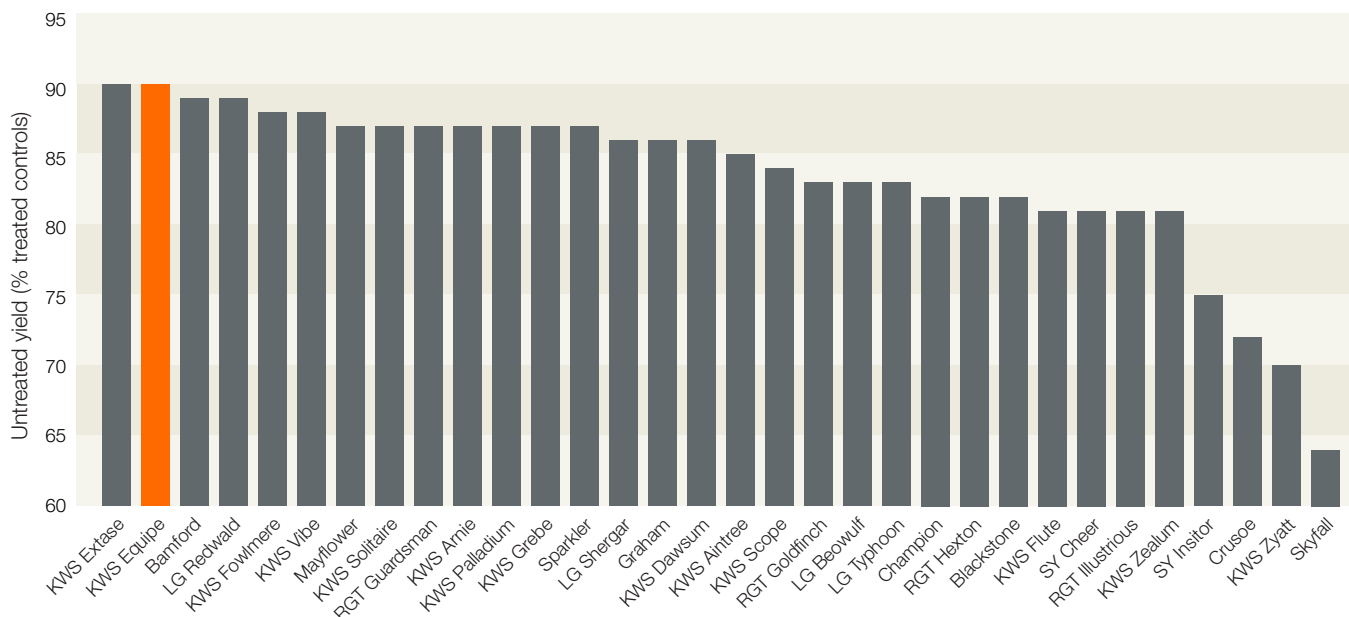
RECOMMENDED



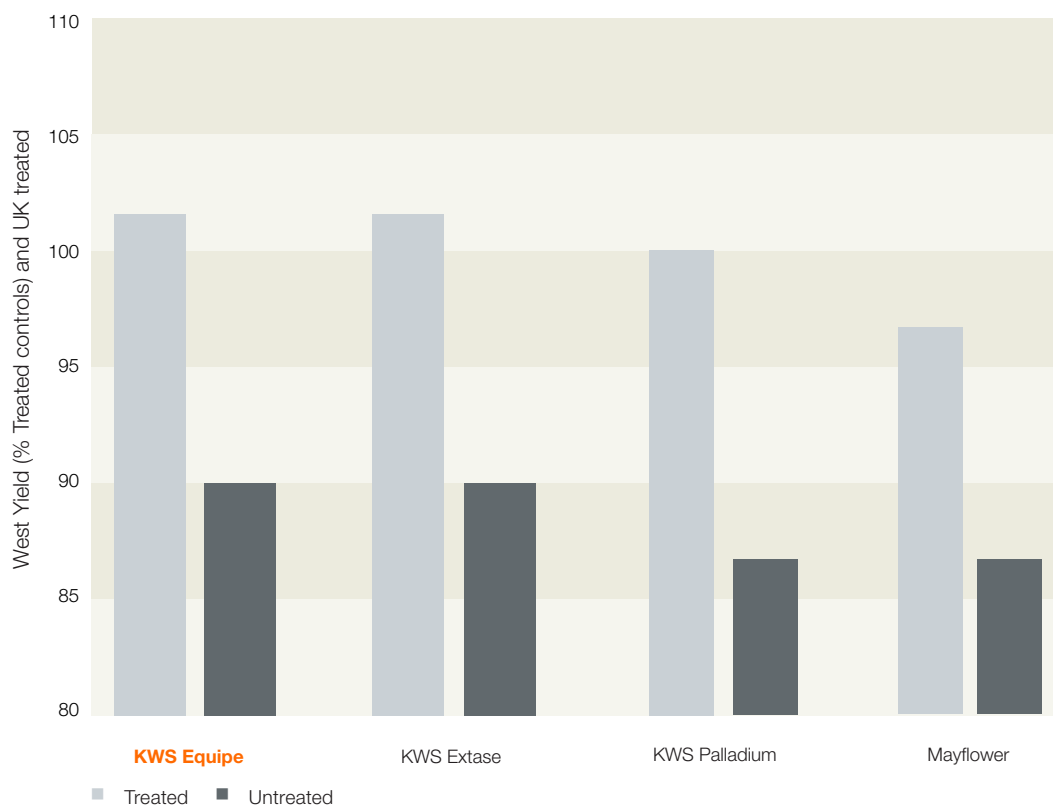
UKFM  
Group 2

# What makes KWS EQUIPE the wheat variety for you?

KWS Equipe brings growers the potential of a truly early harvest.

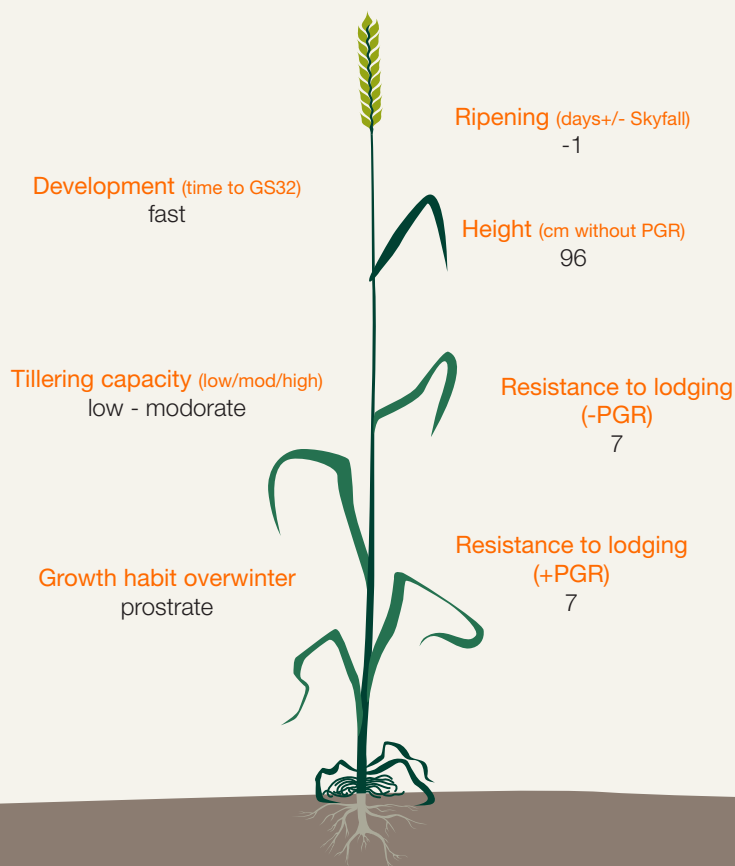
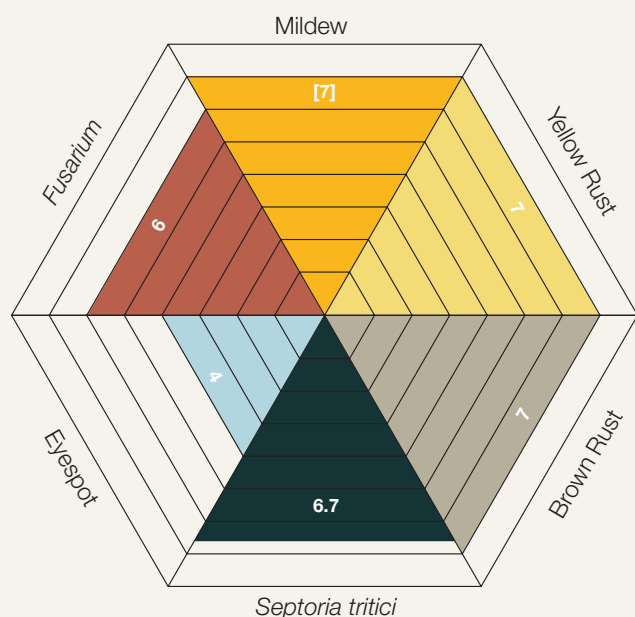


## KWS EQUIPE yield performance



Yield	% treated controls
UK	102
East	101
West	103
North	99
Untreated	90
2022	101
2023	102
2024	102
2025	99

# Disease resistance and agronomy of KWS EQUIPE



## KWS EQUIPE end markets

KWS Equipe is now on the 2025/26 recommended list as a UKFM group 2 wheat. The variety showed similar analytical quality to the KWS Extase control with good loaf volumes making it a god addition to the group 2 sector.

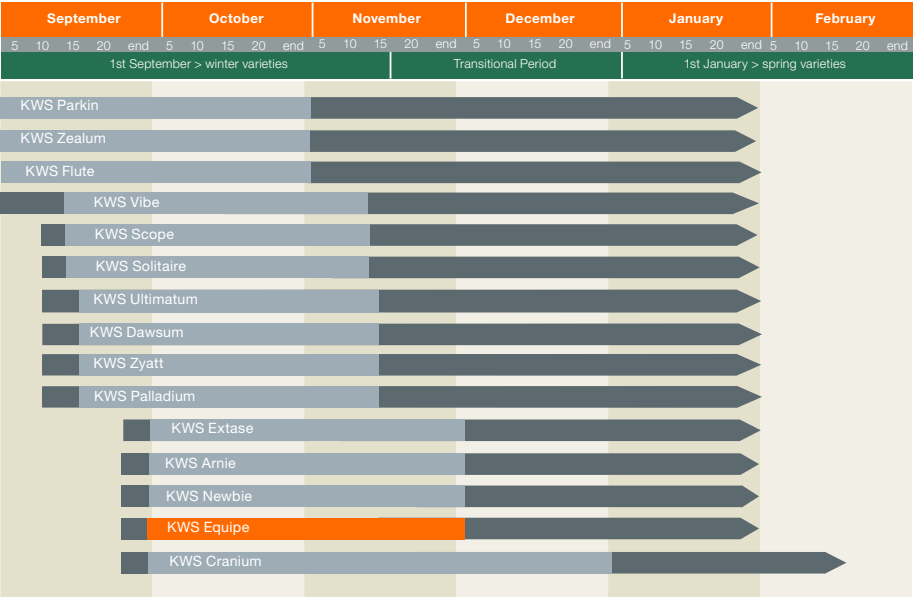


KWS Equipe	
Grain Quality	
Protein content (milling spec %)	12.3
Hagberg Falling Number	310
Specific Weight (kg/hl)	79.3

# KWS EQUIPE - Sowing for Peak Performance

**80% of your crop’s potential is locked in by the seed you buy and sow.** While you can fine tune this with the correct nitrogen levels, using fungicides wisely to protect it from disease and paying attention to basic management principles, many attributes of your crop can’t be changed. Therefore, it pays for you and your agronomist to make proactive choices before ordering a variety.

To get peak performance from KWS Equipe we recommend drilling in the following time window:



At KWS, we believe to get the best performance on your farm it is critical that when you choose your variety, you are using a wealth of data to tailor your choice for both your farm and individual field situation.

To learn more about Sowing for Peak Performance, scan the QR code or visit

[bit.ly/3bRqCig](https://bit.ly/3bRqCig)



## Seed Rates

	1st - 3rd week Sep	End Sep - Early Oct	Mid - Late Oct	Late Oct - Early Nov	Early Nov - Early Dec
Conditions					
Good Seed Bed	200 - 250	250 - 325	350 - 400	350 - 400	425 - 500
Bad Seed Bed	250 - 275	350 - 375	400 - 425	400 - 425	500+
Soil Type					
Light	250 - 275	275 - 350	350 - 375	350 - 375	425 - 475
Heavy	250 - 275	300 - 350	400 - 425	400 - 425	500+

## Start sowing from:

Based on your location, we recommend sowing this wheat from a different date. The map to the right is divided into 4 regions, within each one is the recommended start date you could drill KWS Equipe from.

