

# The Group 3 with added value options!

SEEDING  
THE FUTURE  
SINCE 1856



## KWS BRIUM



Group 3 Winter Wheat  
KWS Solo x KWS Basset

- Excellent grain quality, perfect for biscuit making and distilling
- Good disease package including yellow rust (9), Mildew (7), *Fusarium* (6) and eyespot ([6]) resistances
- Excellent yields later sown, 1st and 2nd in the East and North

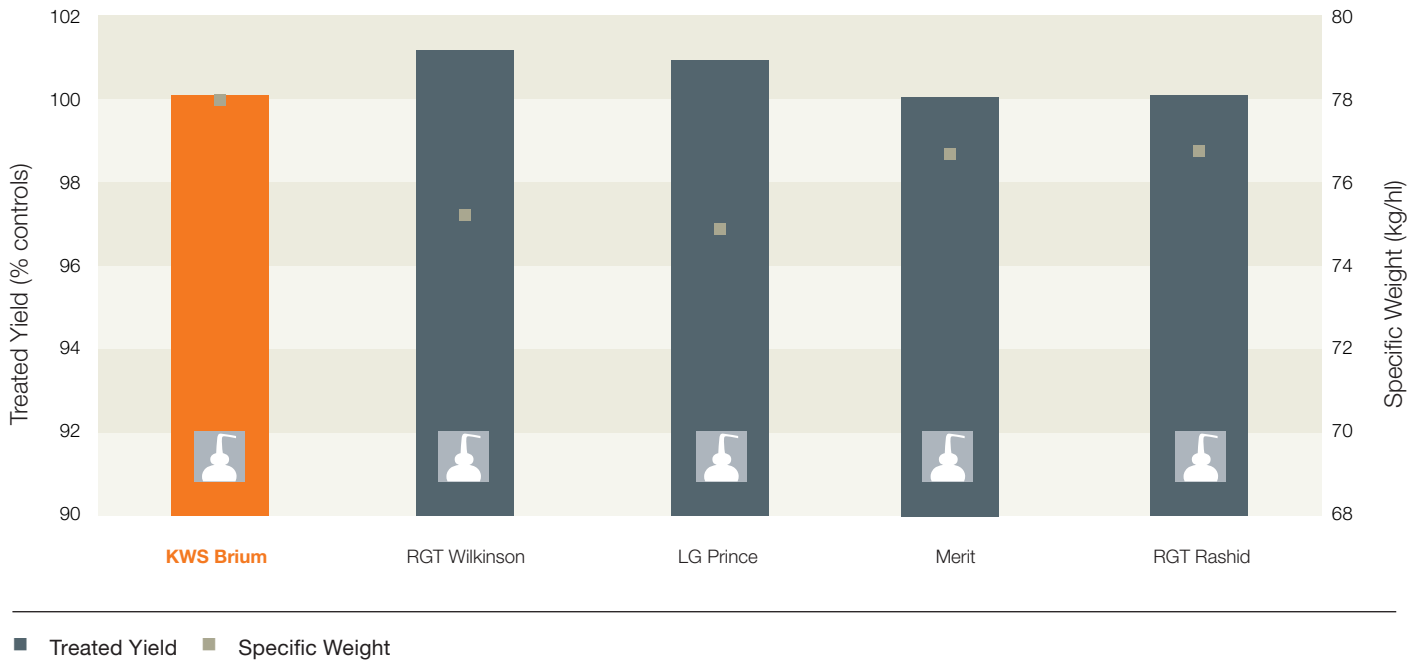
KWS Brium is an attractive Group 3 winter wheat for many end-users. With its great quality grain, high input and high output status KWS Brium has good potential for both distillers and professional biscuit producers alike.

With good high yielding performance in the UK, KWS Brium may be the perfect choice for your farm, especially in the North distilling heartland and South biscuit homes.

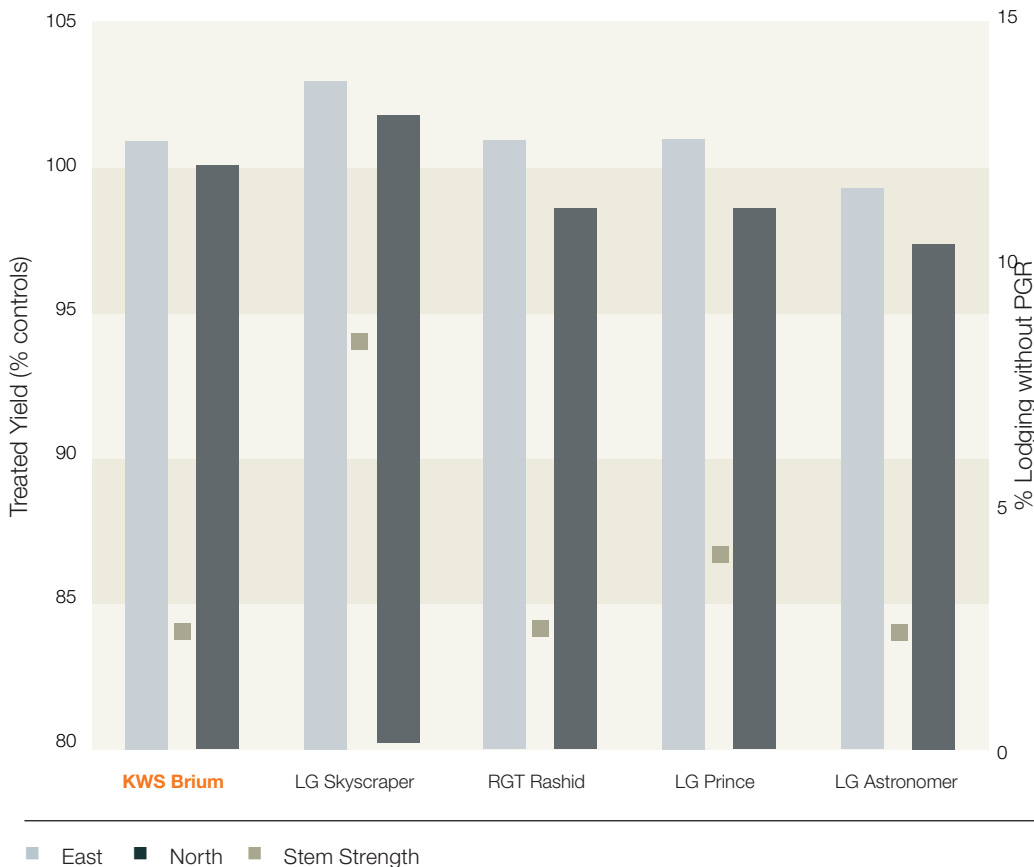


# What makes KWS BRIUM the wheat variety for you?

KWS Brium has good distilling performance coupled with good grain quality.

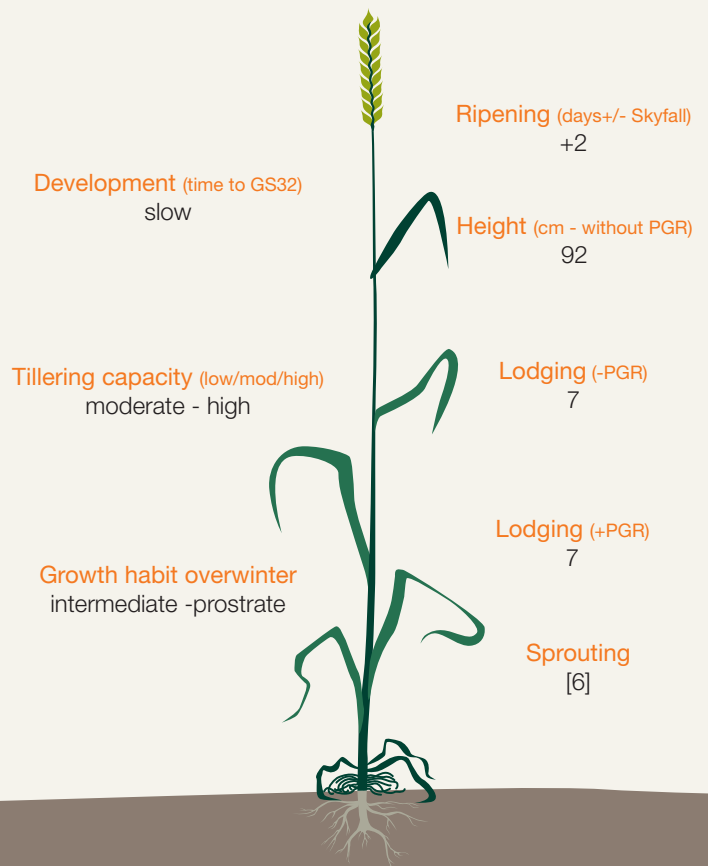
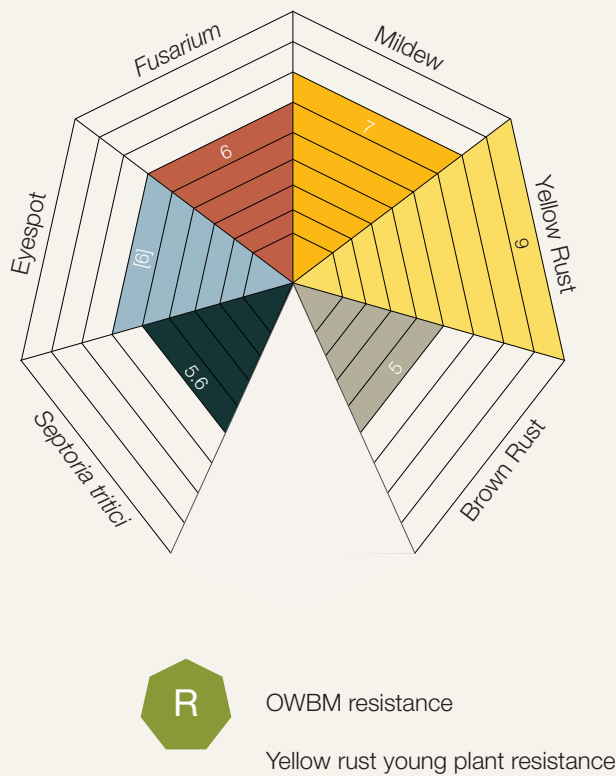


## KWS BRIUM yield performance



Yield	% treated controls
UK	100
East	101
West	100
North	100
Untreated	83
Light	99
Heavy	99
1st cereal	100
2nd cereal	101
Early	100
Late	[102]

# Disease resistance and agronomy of KWS Brium



## KWS Brium end markets

KWS Brium is the ideal variety for the distilling market in the north – it has a good spirit yield and samples have been easily processable in the plant. In addition, KWS Brium has the correct balance of resistance and extensibility to ensure a consistent biscuit product is produced time after time. KWS Brium is therefore fully approved by the UK millers and biscuit manufacturers.

KWS Brium	
<b>Grain Quality</b>	
Protein content (%) - All Trials	11.3
Hagberg Falling Number	278
Specific Weight (kg/hl)	78.0

# KWS BRIUM - Sowing for Peak Performance

**80% of your crop's potential is locked in by the seed you buy and sow.** While you can fine tune this with the correct nitrogen levels, using fungicides wisely to protect it from disease and paying attention to basic management principles, many attributes of your crop can't be changed. Therefore, it pays for you and your agronomist to make proactive choices before ordering a variety.

**To get peak performance from KWS Brium we recommend drilling in the following time window:**



At KWS, we believe to get the best performance on your farm it is critical that when you choose your variety, you are using a wealth of data to tailor your choice for both your farm and individual field situation.

To learn more about Sowing for Peak Performance, scan the QR code or visit

[bit.ly/3bRqCig](https://bit.ly/3bRqCig)



## Seed Rates

	1st - 3rd week Sep	End Sep - Early Oct	Mid - Late Oct	Late Oct - Early Nov	Early Nov - Early Dec
<b>Conditions</b>					
<b>Good Seed Bed</b>	200 - 250	250 - 325	350 - 400	350 - 400	425 - 500
<b>Bad Seed Bed</b>	250 - 275	350 - 375	400 - 425	400 - 425	500+
<b>Soil Type</b>					
<b>Light</b>	250 - 275	275 - 350	350 - 375	350 - 375	425 - 475
<b>Heavy</b>	250 - 275	300 - 350	400 - 425	400 - 425	500+

## Start sowing from:

Based on your location, we recommend sowing this wheat from a different date. The map to the right is divided into 4 regions, within each one is the recommended start date you could drill KWS Brium from.

