

The Group 3 with added value options!

SEEDING
THE FUTURE
SINCE 1856



KWS BRIUM



Group 3 Winter Wheat
KWS Solo x KWS Basset

- Excellent grain quality, perfect for biscuit making and distilling
- Good disease package including yellow rust (9), Mildew (7), *Fusarium* (6) and eyespot (5) resistances
- Excellent yields later sown, 1st and 2nd in the East and North

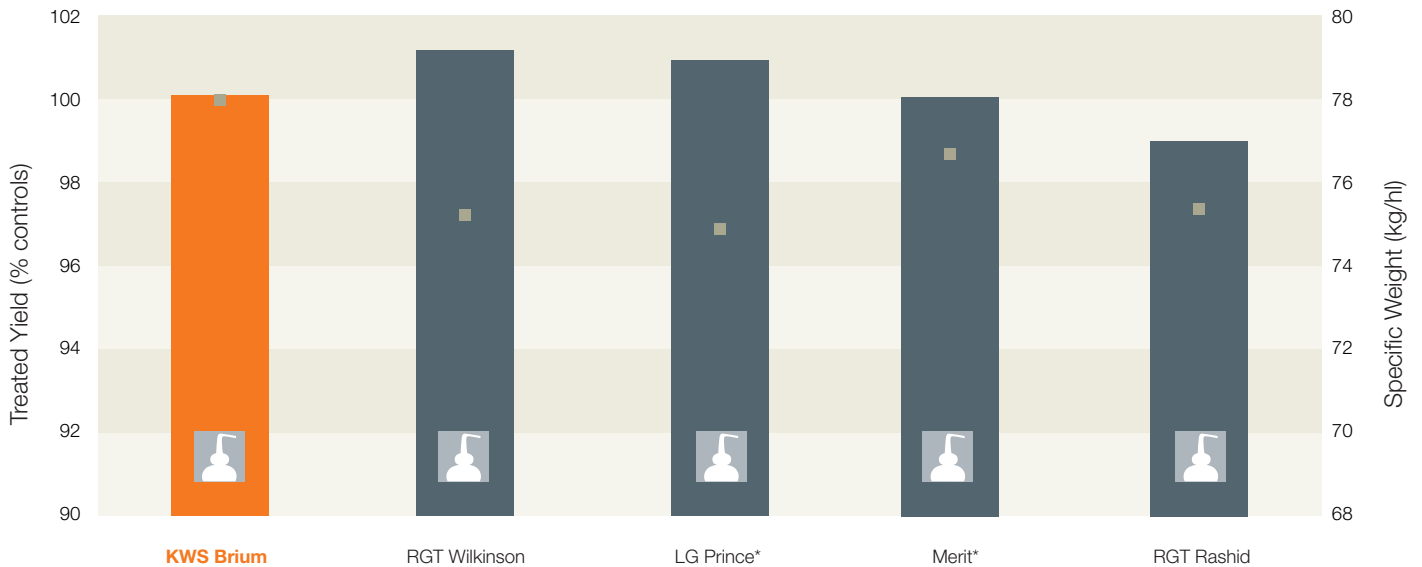
KWS Brium is an attractive Group 3 winter wheat for many end-users. With its great quality grain, high input and high output status KWS Brium has good potential for both distillers and professional biscuit producers alike.

With good high yielding performance in the UK, KWS Brium may be the perfect choice for your farm, especially in the North distilling heartland and South biscuit homes.



What makes KWS BRIUM the wheat variety for you?

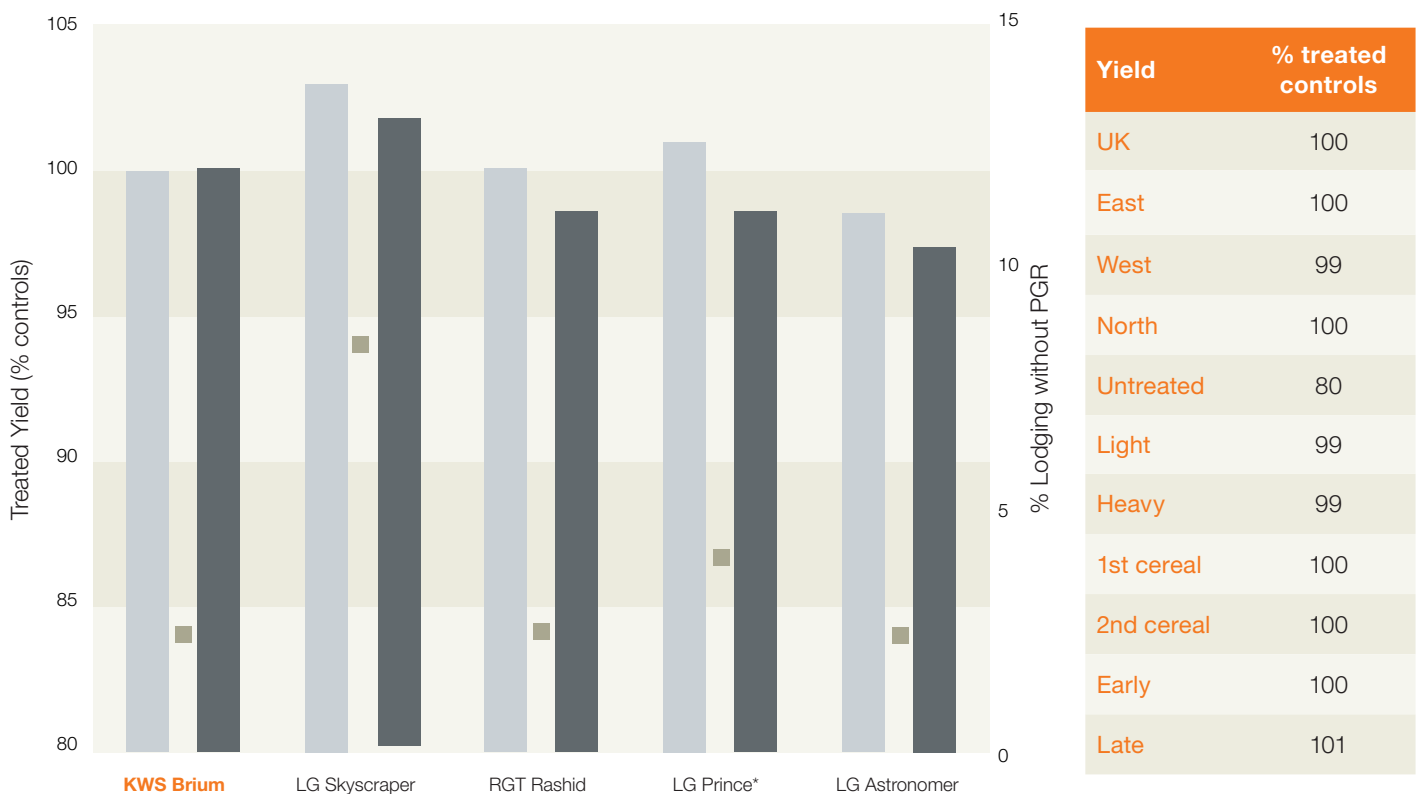
KWS Brium has good distilling performance coupled with good grain quality.



■ Treated Yield ■ Specific Weight

*No longer recommended. Data source: AHDB Recommended List, Winter Wheat 2023/24

KWS BRIUM yield performance

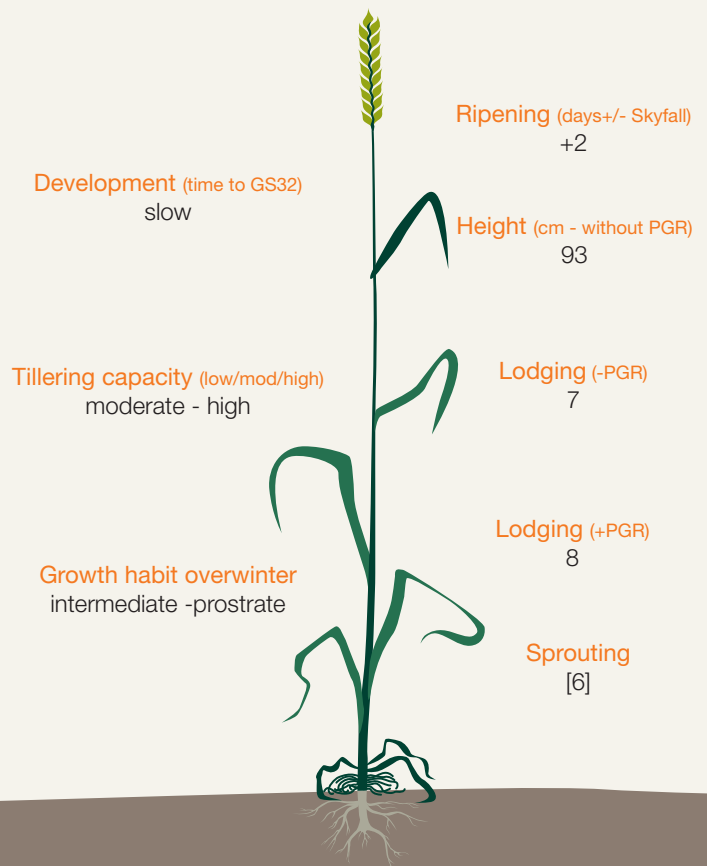
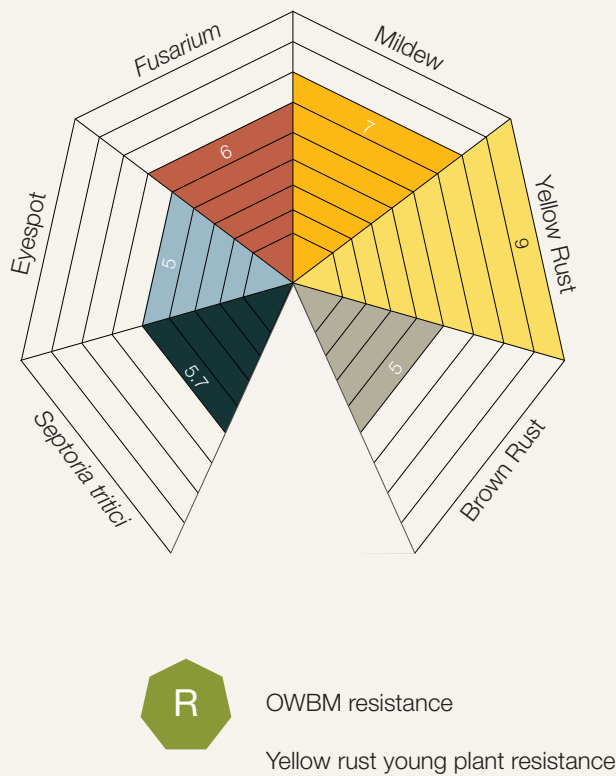


Yield	% treated controls
UK	100
East	100
West	99
North	100
Untreated	80
Light	99
Heavy	99
1st cereal	100
2nd cereal	100
Early	100
Late	101

■ East ■ North ■ Stem Strength

*No longer recommended. Data source: AHDB Recommended List, Winter Wheat 2023/24

Disease resistance and agronomy of KWS BRIUM



KWS BRIUM end markets

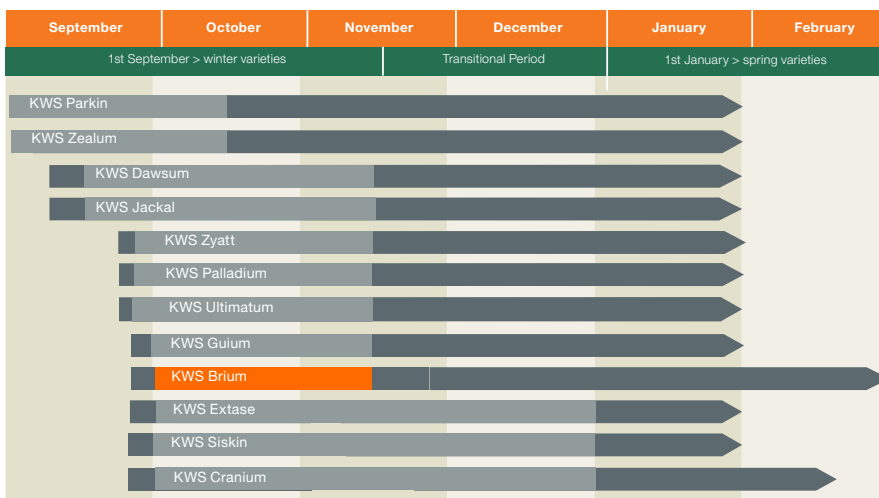
KWS Brium is the ideal variety for the distilling market in the north – it has a good spirit yield and samples have been easily processable in the plant. In addition, KWS Brium has the correct balance of resistance and extensibility to ensure a consistent biscuit product is produced time after time. KWS Brium is therefore fully approved by the UK millers and biscuit manufacturers.

KWS Brium	
Grain Quality	
Protein content (%) - All Trials	11.0
Hagberg Falling Number	260
Specific Weight (kg/hl)	78.0

KWS BRIUM - Sowing for Peak Performance

80% of your crop's potential is locked in by the seed you buy and sow. While you can fine tune this with the correct nitrogen levels, using fungicides wisely to protect it from disease and paying attention to basic management principles, many attributes of your crop can't be changed. Therefore, it pays for you and your agronomist to make proactive choices before ordering a variety.

To get peak performance from KWS Brium we recommend drilling in the following time window:



At KWS, we believe to get the best performance on your farm it is critical that when you choose your variety, you are using a wealth of data to tailor your choice for both your farm and individual field situation.

To learn more about Sowing for Peak Performance, scan the QR code or visit

bit.ly/3bRqCig



Seed Rates

	1st - 3rd week Sep	End Sep - Early Oct	Mid - Late Oct	Late Oct - Early Nov	Early Nov - Early Dec
Conditions					
Good Seed Bed	200 - 250	250 - 325	350 - 400	350 - 400	425 - 500
Bad Seed Bed	250 - 275	350 - 375	400 - 425	400 - 425	500+
Soil Type					
Light	250 - 275	275 - 350	350 - 375	350 - 375	425 - 475
Heavy	250 - 275	300 - 350	400 - 425	400 - 425	500+

Start sowing from:

Based on your location, we recommend sowing this wheat from a different date. The map to the right is divided into 4 regions, within each one is the recommended start date you could drill KWS Brium from.

